

Type VSCOR.... flow control pressure compensated valves

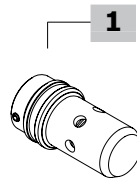
- Pop-in cartridge compensated
- Flow regulator fixed type

Type	Selection 1	Selection 2	Nominal flow l/min(US gpm)		Max. pressure bar(psi)	ports	weight Kg(lb)
			from A to B	from B to A			
VSCOR01..	A/B/C/D/E/F/ G/H/I/L	-	15(4.0)	10(2.6)	350(5100)	All G1"	0.014(0.03)

Hydraulic diagram	Type	Execution	Operation/ Features	Max. flow up to		Max.press. up to	
				l/min	US gpm	bar	psi
	VSCOR	pop-in cartridge	fixed type	25	6.6	350 steel body	5100 steel body

Ordering codes and description

VSCOR **01** **C**
1
 Port size
 Nominal flow

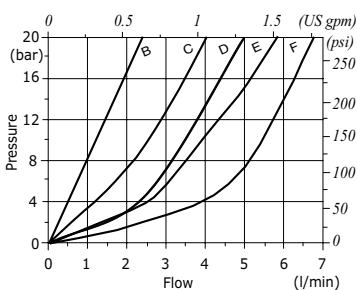


Selection 1

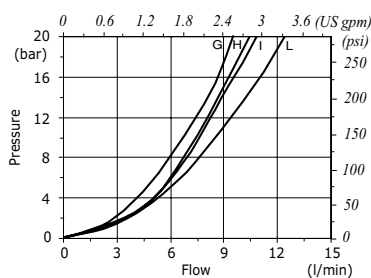
Type	DESCRIPTION
	l/min - US gpm
A	1-0.26
B	2-0.53
C	3-0.79
D	4-1.06
E	5-1.32
F	6-1.58
G	7-1.85
H	8-2.11
I	9-2.38
J	10 - 2.64

Rating diagrams

VSCOR 01 pressure drop vs. flow
(A→B)
B-C-D-E-F nominal flow



VSCOR 01 pressure drop vs. flow
(A→B)
G-H-I-L nominal flow



VSCOR 01 pressure drop vs. flow
(B→A)
compensation diagram

